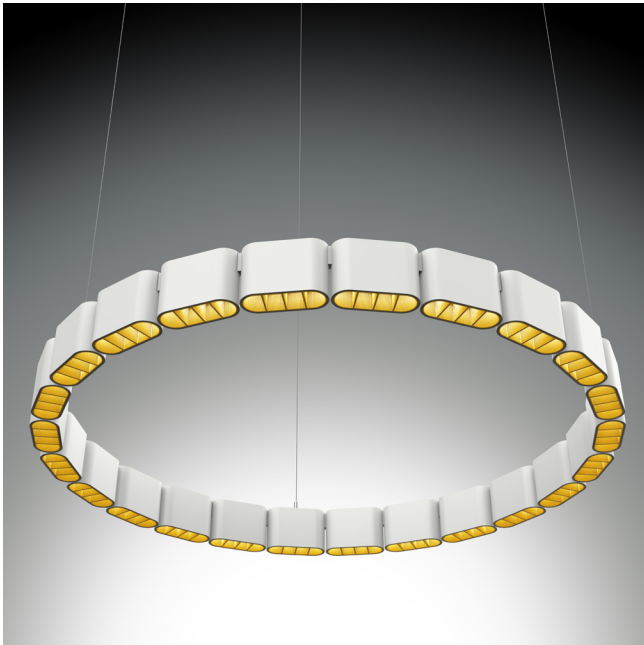


Centura 40 IP20 Class 2

Fixed ring modular LED pendant lighting system

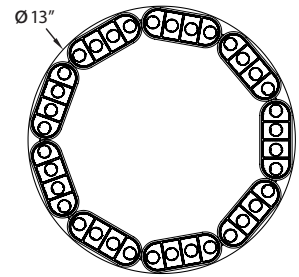
Down light - 2 or 4 x high power LEDs with lenses per module



Standard ring diameters:

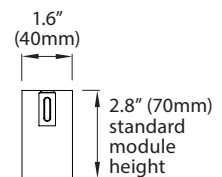
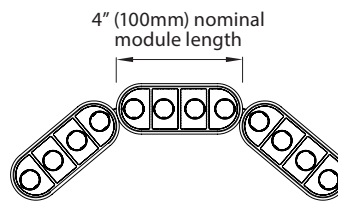
- Minimum ring size
9 module diameter = 13" (330mm)
- 12 module diameter = 16.7" (425mm)
- 15 module diameter = 20.7" (525mm)
- 18 module diameter = 24.4" (620mm)

+ increments of approximately
4" (100mm) up to - 6.6' diameter
(2Mtrs)



Custom lengths up to 8.3' (2.5 Mtrs)
based on a nominal 4" (100mm)
module length

Custom module heights
can be specified. The
standard (minimum)
module height is 2.8" (70mm)



Modular fixed-ring LED pendant lighting system IP20 - Down light

Product description:

Modular circular LED pendants in a range of sizes with down lights and decorative two-colour louvred snouts in custom finishes for use in a wide range of application areas. The unique design means that the size of the ring can range from 120mm ϕ with no maximum.

Each module:

Downlight - 2 or 4 x Cree XP-E, XP-G LEDs or Osram Oslon LEDs with Ledil Tina2 lenses. Up to 1,060 Lumens per ft (3,500 Lumens per Mtr).

Up to 5 Watts per 4" (100mm) module

30 Volt - 48 Volt DC supply depending on application

Integral LV constant current drivers

Dimming options available: 1 - 10V, DMX and DALI

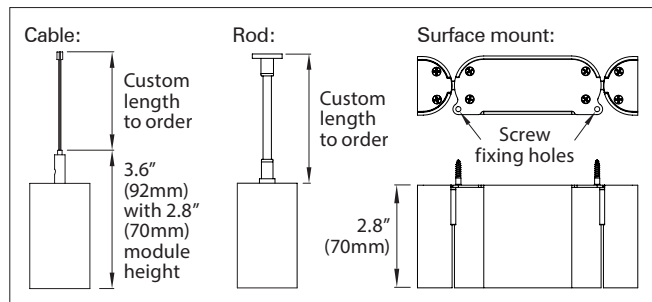
Various LED colour temperature and CRI options available

Body - Satin black, white or any RAL powder coat or anodized finish

Decorative anti-glare louvred snouts with custom powder coat or anodized finishes to order. The louvre finish can differ from the body
Standard and custom diameter rings based on a 4" (100mm) module

Rod, cable or surface mount options. Custom solutions are available

* Colour mixing lens not available with Centura 40 IP20. See Centura 60 IP20 data sheets for versions with colour-blending Gaggione lens.



Down light LED / lens matrix	CREE XP-E		CREE XP-G	
	Tina	Heidi	Tina	Heidi
Diffused spot (D)	12°	9°	17°	12°
Real spot (RS)	11°	8°	15°	9°
Medium (M)	31°	28°	30°	28°
Wide (W)	50°	32°	57°	31°
Wide (WW)	55°	44°	58°	44°
Wide (WWW)	57°	N/A	60°	N/A
Elliptical (O)	32+14°	48+10°	35+16°	47+14°

Product Code	No. of LEDs per foot	IP	Diameter (mm)	LED Type	CRI	Colour Temp. (K)	Optics	Mounting Type	Cut angle(°)	Finish
RAD CENTURA 40 RING DOWN IP20	12 x LEDs per foot: 1" (25mm) pitch	20	13" 330mm to custom figure	Cree: XP-E XP-G XQ-E	Cree: 80 90	27=2,700k 30=3,000k 35=3,500k 40=4,000k 45=4,500k 50=5,000k	N, M, W, E, Diffused spot (See LED / lens matrix)	Steel Cable Fixed rod Surface mount	0° - 75° Available in 5 degree increments	Body: Any powder coat or anodized finish Louvre: Any powder coat or anodized finish
	6 x LEDs per foot: 2" (50mm) pitch									